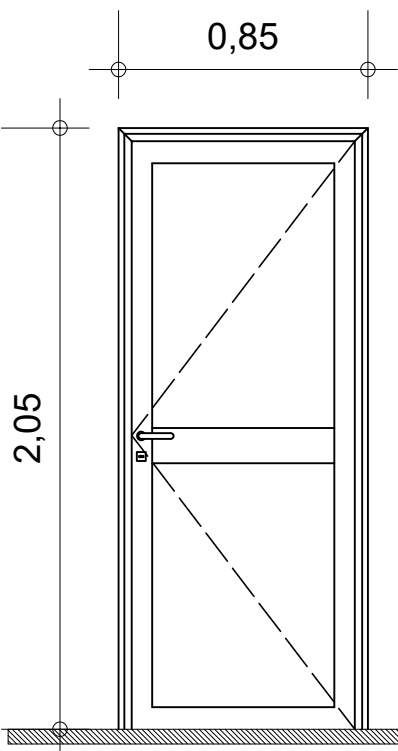


# P1

PUERTA PPAL.  
CANT: 1

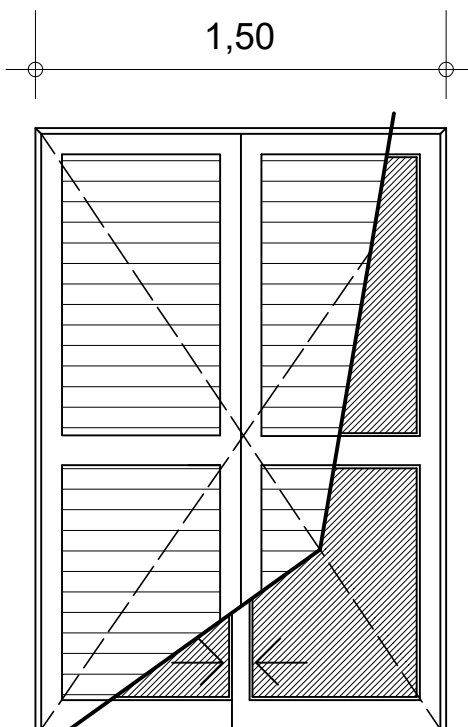
0,85



# PV

PUERTAVENTANA  
CANT: 1

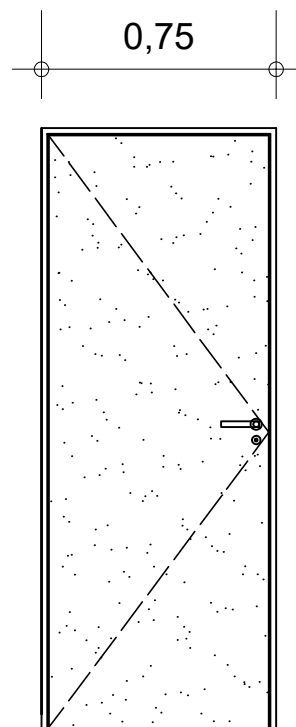
1,50



# P2

PUERTA PLACA  
CANT: 3

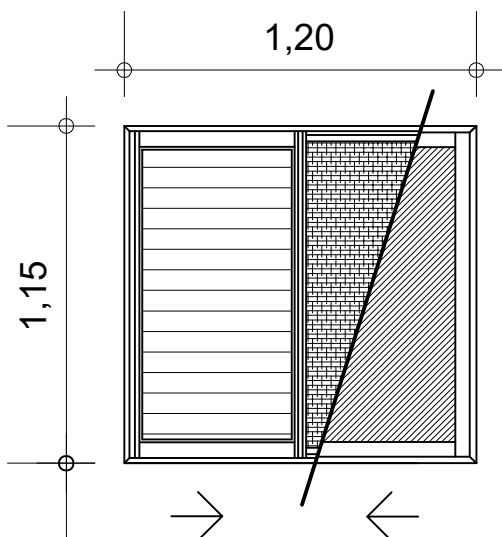
0,75



# V1

VENTANA  
CANT: 4

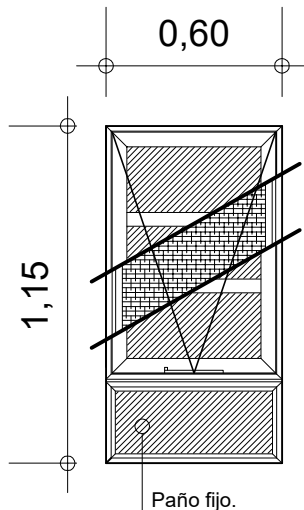
1,20



# V2

VENTANA COCINA  
CANT: 1

0,60

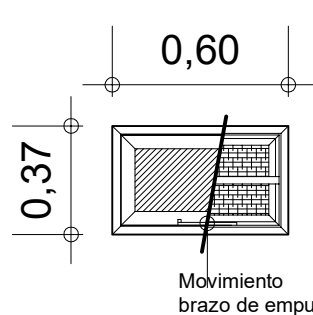


Paño fijo.

# V3

VENTILUZ BAÑO  
CANT: 1

0,60



Movimiento  
brazo de empuje.

0,90



PLANO:  
ABERTURAS DE ALUMINIO

PROTOTIPO 2 Dormitorios

ESC. 1:25

# V.C.

VIVIENDA COMPACTA

# 12

D.P.V y U.